



# DELHI PUBLIC SCHOOL GAYA

(Under the aegis of the Delhi Public School Society, New Delhi)  
Affiliated to C.B.S.E, New Delhi Affiliation No.330530, School Code - 65572

## WINTER VACATION ASSIGNMENT CLASS-I (SESSION: 2023-24)

Are you looking for some interesting fun learning assignment to make your learning session interesting and engaging? Here in this assignment, you will find some very interesting and engaging tasks that will be fun solving.

### ENGLISH

#### WORKSHEET-I

1. Colour the picture of the winter season. Write two sentences on it:



(a) \_\_\_\_\_

(b) \_\_\_\_\_

2. Name any three objects from the picture that suits the given describing words:

(a) green - \_\_\_\_\_

(b) one - \_\_\_\_\_

(c) beautiful - \_\_\_\_\_

3. Which is your favourite season? \_\_\_\_\_

**WORKSHEET-II**

4. Search the Doing Words and Describing Words from the following passage and list them out.

It was a sunny day and my little puppy jumped onto our red couch and played with his new toy. I liked to watch him play and it made me feel happy. Soon, my playful puppy yawned. He was tired.

Doing Words	Describing Words
1.	1.
2.	2.
3.	3.

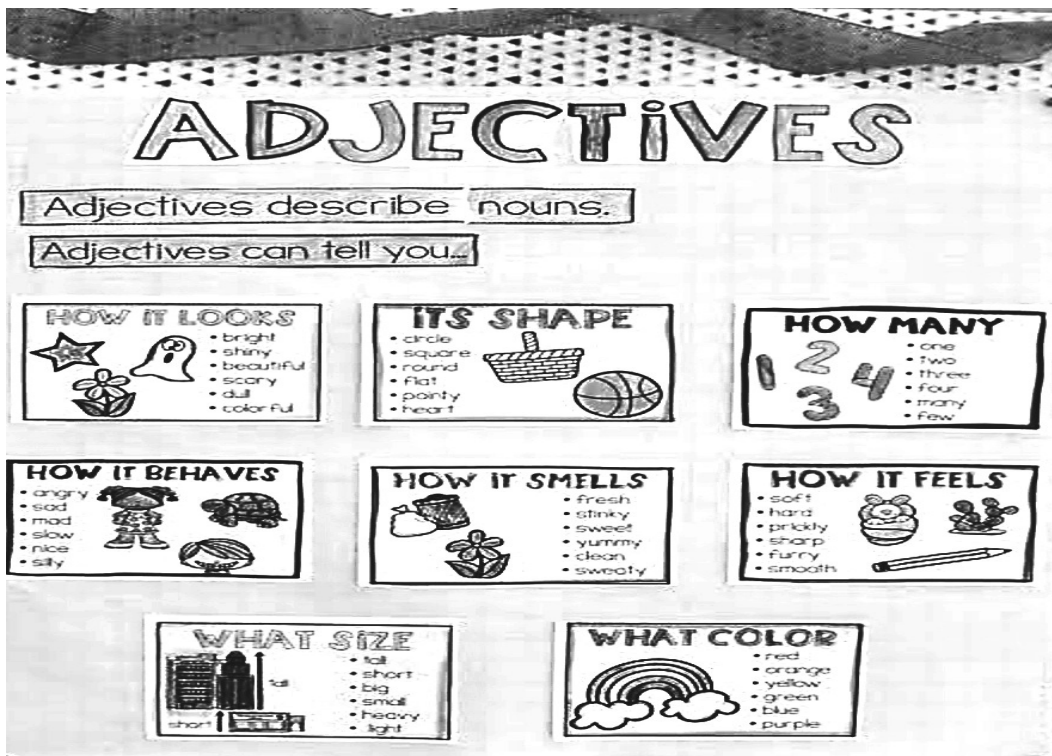
5. Learn the poem 'How Many Minutes in a Second?'

**Fill in the blanks:**

- (a) 1 day = \_\_\_\_\_ hours
- (b) 1 hour = \_\_\_\_\_ minutes
- (c) 1 minute = \_\_\_\_\_ seconds
- (d) 1 week = \_\_\_\_\_ days
- (e) 1 month = \_\_\_\_\_ weeks

6. **Project:**

- (a) Make a chart on Describing Words.



## कार्यपत्रिका-1

1. दिए गए शब्दों से वाक्य बनाएँ-

(क)	माँ -
(ख)	घास -
(ग)	बिल्ली -
(घ)	प्रतीक्षा -
(ङ)	नटखट-

2. बारहखड़ी - पहले पंक्ति के समान नीचे दिए गए व्यंजनों में मात्राएँ जोड़कर लिखें:-

क -	का	कि	की	कु	कू	कृ	के	कै	को	कौ	कं	कः
ख -												
ग -												
घ -												

## कार्यपत्रिका-2

3. नीचे दिए गए चित्रों में हो रहे कार्य को देखकर सही शब्द चुनें-

सोना	नहलाना	खेलना
लिखना	पढ़ना	





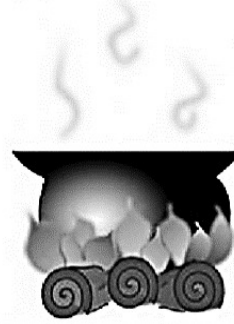








4. नीचे दिए गए चित्रों को देखकर सही विशेषण शब्द चुनकर लिखें—

बूढ़ी, मोटा, गरम, मीठा, लंबा, खुश








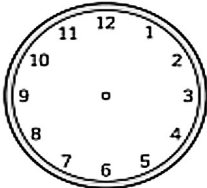



### परियोजना कार्य

5. मकर संक्रांति के लिए कागज़ की पतंग बनाएँ, संदर्भ के लिए यूट्यूब का अनुकरण करें।







**WORKSHEET-I**

1. Draw the hands on the clock face according to the mentioned time: -

 5:00	 2:00	 12:00
 8:00	 3:00	 7:00
 11:00	 9:00	 6:00

2. Look at the pictures and write the different time of the day:-

- (a)  I wake up in the \_\_\_\_\_.
- (b)  I brush my teeth in the \_\_\_\_\_.
- (c)  I have my lunch in the \_\_\_\_\_.
- (d)  I do my homework in the \_\_\_\_\_.

(e)



I play in the \_\_\_\_\_.

(f)



I sleep at \_\_\_\_\_.

### WORKSHEET-II


3. Solve the problem sums: -

(a) Jack has 22 pencils. Jill has 11 pencils. How many pencils are there now?

(b) There are 8 birds in a garden. 6 more come along. How many birds are there now?


4. Colour the petals according to the given colour code for the Days of the Week: -

Monday -blue	Tuesday-green	Wednesday-red	Sunday-white
Thursday-yellow	Friday- purple	Saturday-pink	



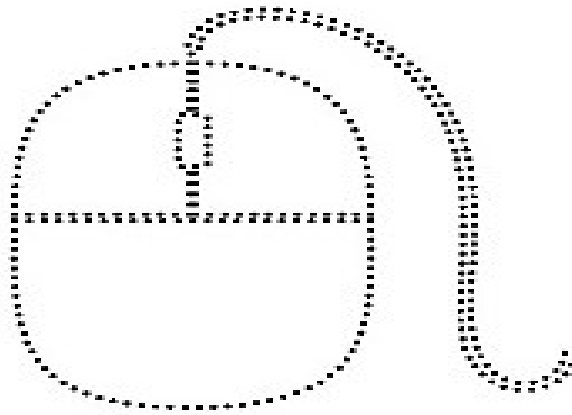
**Project Work**

5. Make a clock out of a hard paper plate.



**COMPUTER**

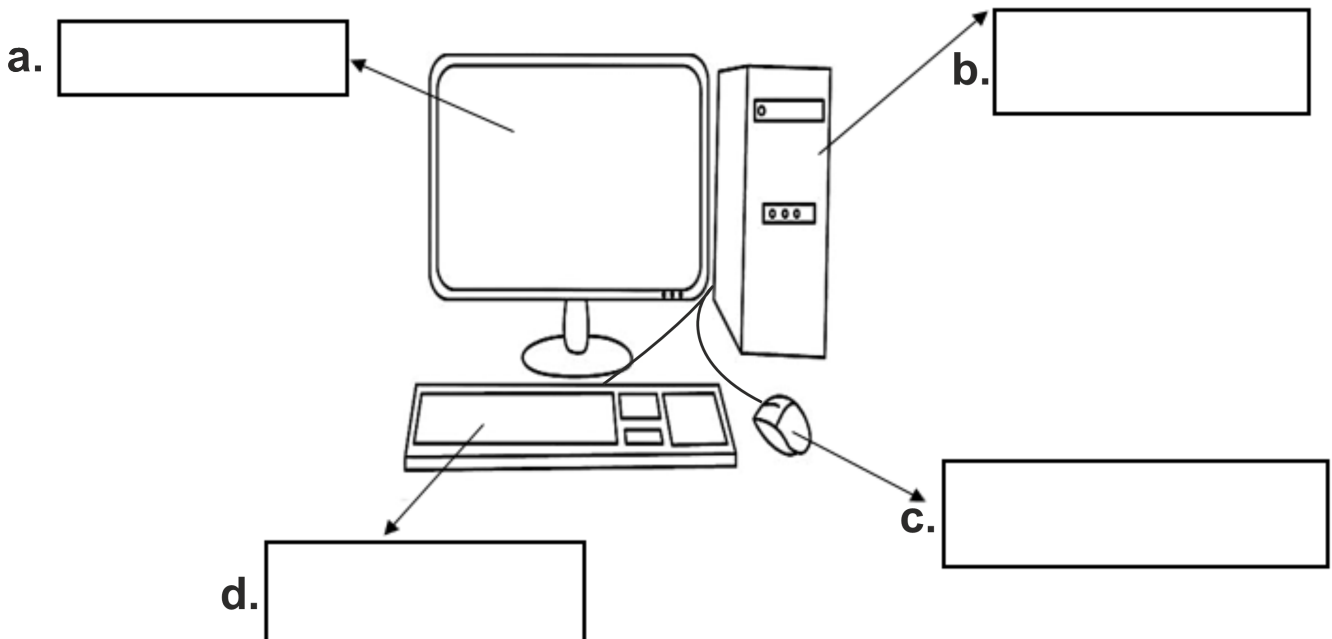
1. Draw and color the picture of computer mouse given below:



2. Unscramble the letters to form the name of mouse parts.

(a) LLOCSR \_\_\_\_\_ (b) LCKIC \_\_\_\_\_.

3. Color and label the given parts of computer.




4. Color the keys in the following keyboard according to the color code given below:

**ENTER KEY: YELLOW**

**ALPHABET KEYS: ORANGE**

**SPACEBAR KEY: RED**



\*\*\*\*\*