



# DELHI PUBLIC SCHOOL GAYA

(Under the aegis of the Delhi Public School Society, New Delhi)  
Affiliated to C.B.S.E, New Delhi Affiliation No.330530, School Code - 65572

## WINTER VACATION ASSIGNMENT CLASS-PRE-NURSERY (SESSION: 2023-24)

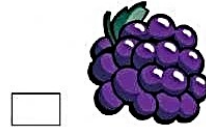
Are you looking for some interesting fun learning assignment to make your learning session interesting and engaging? Here in this assignment, you will find some very interesting and engaging tasks that will be fun solving.

### ENGLISH


#### Worksheet 1

Match the letters with the same objects:


A




F



G




H



S

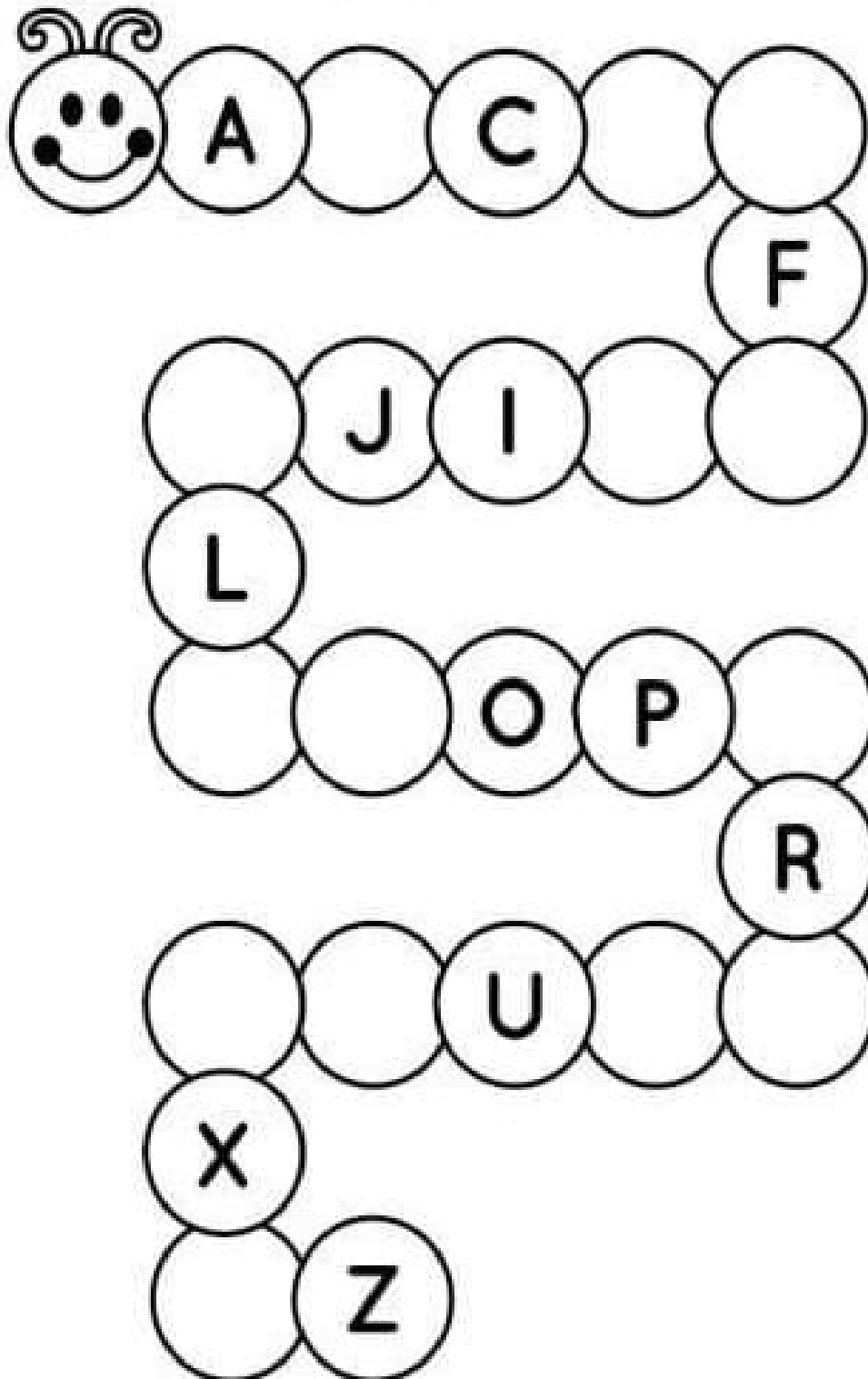


B






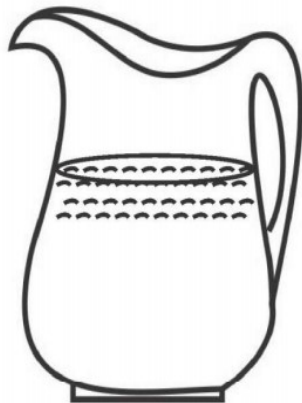


Worksheet 2

Fill in the Missing Uppercase Letters




















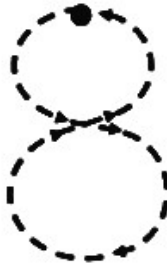
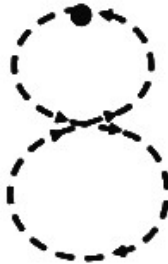
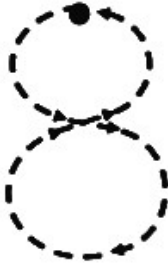




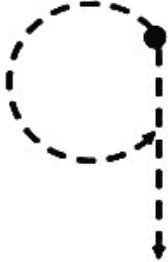
### Worksheet 3

Colour the filled object and circle the empty object:



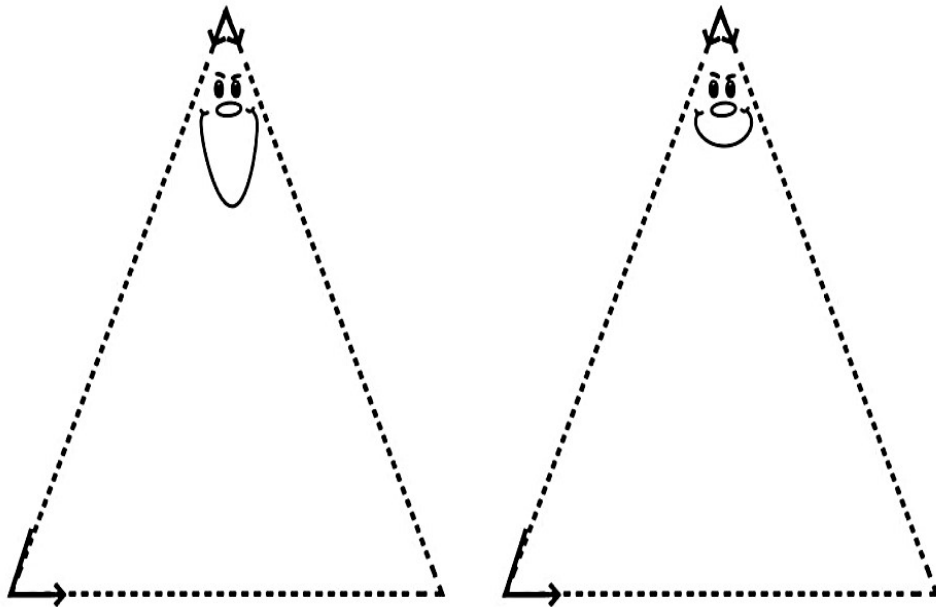
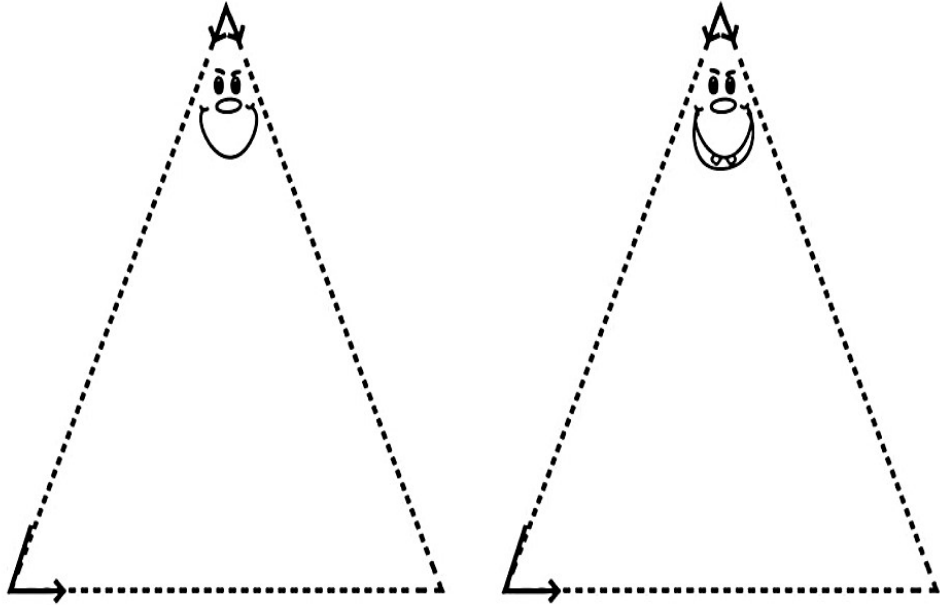
Worksheet 4

Trace the numbers.

|   |   |   |  |   |
|---|---|---|--|---|
|    |    |    |   |    |
|   |   |   |   |   |
|  |  |  |  |  |
|  |  |  |  |  |
|  |  |  |  |  |

## Worksheet 5




Trace the Triangles and colour them using different colours:



Worksheet 6

# Big – small

Colour the picture and circle the bigger one :



अ से अः तक लिखो।

खाली जगह पर सही अक्षर लिखो।

अ — इ — उ

ऋ ए ओ

अं

कार्यपत्रिका-8

सही स्वर पर गोला बनाइए:

|   |   |
|---|---|
|    |    |
| आ इ उ   | अ ई ऊ   |
|    |    |
| उ अ इ   | अ ई आ   |
|  |  |
| ऊ आ ई   | आ इ उ   |




## कार्यपत्रिका-9


चित्र देखकर पहला अक्षर लिखें और रंग भरें।



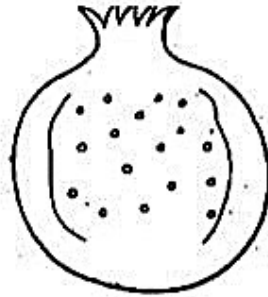
\_\_\_\_\_




\_\_\_\_\_



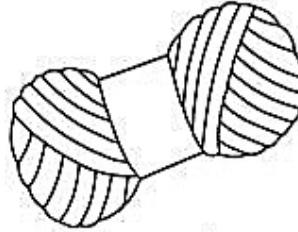
\_\_\_\_\_



\_\_\_\_\_



\_\_\_\_\_



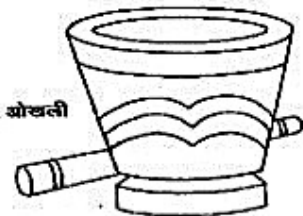
\_\_\_\_\_



\_\_\_\_\_

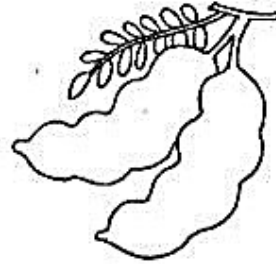


\_\_\_\_\_



ओखली


\_\_\_\_\_



\_\_\_\_\_


Worksheet 10

Colour the given picture.



## Worksheet 11

Colour the given picture as shown in the above picture.



\*\*\*\*\*