



# DELHI PUBLIC SCHOOL GAYA

(Under the aegis of the Delhi Public School Society, New Delhi)  
Affiliated to C.B.S.E, New Delhi Affiliation No.330530, School Code – 65572

-----  
**DURGA PUJA HOLIDAY ASSIGNMENT CLASS-PREPARATORY (ACADEMIC SESSION: 2024-25)**  
-----

Are you looking for some interesting fun learning assignment to make your learning session interesting and engaging? Here in this assignment, you will find some very interesting and engaging tasks that will be fun solving.


-----  
Name : \_\_\_\_\_ Class/Sec.: \_\_\_\_\_  
-----

**ENGLISH**

**Worksheet-1**

**Read the small passage and answer the given questions.**

**Larry the Frog**

Larry is a frog. Larry is green with brown spots. He loves to play in the pond. Sometimes Larry catches flies. He likes to eat flies for dinner. After Larry catches flies, he hops around the pond. 

**Answer the following questions and colour the given picture:**

1. What is Larry?

\_\_\_\_\_  
\_\_\_\_\_  
\_\_\_\_\_

2. What colour is Larry?

\_\_\_\_\_  
\_\_\_\_\_  
\_\_\_\_\_

3. Where does Larry love to play?

\_\_\_\_\_  
\_\_\_\_\_  
\_\_\_\_\_  
\_\_\_\_\_

4. What does Larry catch?

---

---

---

---


5. What does Larry like to eat for dinner?

---

---


---

---



## Worksheet-2

2. Join the kittens to the pictures that have 3.



2. Draw:



# MATHEMATICS

Name : \_\_\_\_\_ Class/Sec.: \_\_\_\_\_

## Worksheet-3

1. Solve :

$\begin{array}{r} 31 \\ + 26 \\ \hline \end{array}$	$\begin{array}{r} 12 \\ + 25 \\ \hline \end{array}$	$\begin{array}{r} 11 \\ + 44 \\ \hline \end{array}$	$\begin{array}{r} 46 \\ + 13 \\ \hline \end{array}$	$\begin{array}{r} 47 \\ + 22 \\ \hline \end{array}$
$\begin{array}{r} 18 \\ - 12 \\ \hline \end{array}$	$\begin{array}{r} 26 \\ - 14 \\ \hline \end{array}$	$\begin{array}{r} 27 \\ - 10 \\ \hline \end{array}$	$\begin{array}{r} 34 \\ - 24 \\ \hline \end{array}$	$\begin{array}{r} 25 \\ - 11 \\ \hline \end{array}$

2. Compare the numbers and put the correct symbol ( $>$ ,  $=$ ,  $<$ ) in the circles.

$19 \bigcirc 18$	$9 \bigcirc 1$
$12 \bigcirc 17$	$10 \bigcirc 10$
$14 \bigcirc 15$	$8 \bigcirc 3$
$23 \bigcirc 23$	$22 \bigcirc 29$
$30 \bigcirc 25$	$28 \bigcirc 27$

## Worksheet-4


Read the given numbers carefully and arrange them in ascending and descending order.

22	44	1	10	11
----	----	---	----	----

Ascending Order \_\_\_\_\_

Descending Order \_\_\_\_\_

3. Write the numbers and decide if it's even or odd. One has been done for you.



How many? 6  
Even or Odd? even



How many? \_\_\_\_\_  
Even or Odd? \_\_\_\_\_



How many? \_\_\_\_\_  
Even or Odd? \_\_\_\_\_



How many? \_\_\_\_\_  
Even or Odd? \_\_\_\_\_



How many? \_\_\_\_\_  
Even or Odd? \_\_\_\_\_



How many? \_\_\_\_\_  
Even or Odd? \_\_\_\_\_

## वर्कशीट-5

1. पढ़ें, समझें और प्रश्नों के सही उत्तर चुनकर लिखें:-

एक दिन नानी बाज़ार गई। रेखा भी नानी के साथ गई। बाज़ार से नानी ने चार केले, दो सेब और एक किलो ज़लेबी खरीदी। एक केला रमेश को दिया और एक केला सुरेश को दिया। केले मीठे थे। सुरेश ने एक सेब खाया। रेखा ने ज़लेबी खाई।

सही उत्तर चुनिए:-

केले, सुरेश, सेब, रेखा, जलेबी, मीठे

(क) ..... नानी के साथ बाज़ार गई।

(ख) बाज़ार से नानी ने दो ..... खरीदा।

(ग) रमेश और सुरेश ने ..... खाए।


(घ) सेब ..... थे।

(ङ) रेखा ने ..... खाई।

2. शब्द-सीढ़ी का खेल



गु	ला	ब
----	----	---






Name : \_\_\_\_\_ Class/Sec.: \_\_\_\_\_

**Worksheet-4**

**1. Colour the given picture.**

Happy Dussehra  
Happy Vijayadashami



Happy Navratri  
Happy Durga Puja

**2. Make a set of Dandiya Sticks as shown in the picture.**



\*\*\*\*\*