



# DELHI PUBLIC SCHOOL GAYA

(Under the aegis of the Delhi Public School Society, New Delhi)  
Affiliated to C.B.S.E, New Delhi Affiliation No.330530, School Code - 65572

## SUMMER VACATION ASSIGNMENT CLASS - II (SESSION: 2024-25)

Are you looking for some interesting fun learning assignment to make your learning session interesting and engaging? Here in this assignment, you will find some very interesting and engaging tasks that will be fun solving.

Name: \_\_\_\_\_

Class : II Sec.: \_\_\_\_\_

### ENGLISH

1. Pick out the common names and special names from the sentences given below. Colour the common names with green and special names with yellow.

- (a) John has to go to school tomorrow.
- (b) Sheena likes to play cricket.
- (c) Taj Mahal is in Agra.
- (d) New Delhi is the capital of India.
- (e) Rahul and I are going to the park today.


2. Fill in the blanks:

- (a) The colour of my bicycle is \_\_\_\_\_.
- (b) It has a \_\_\_\_\_ bell.
- (c) Jeet and Babli played \_\_\_\_\_.
- (d) Babli knew how to make a \_\_\_\_\_.
- (e) Mohit's house was \_\_\_\_\_ when the ball went into his garden.

3. Make a list of 10 special names and 10 common names you see everyday.

Special Names	Common Names

4. Draw a bicycle. Colour it and name its parts.



5. See the picture below and answer the following questions:



(a) How many children can you see in the picture?

---

---

(b) What is the mother doing?

---

---

(c) When you go to a park, which activity do you like to do the most?

---

---

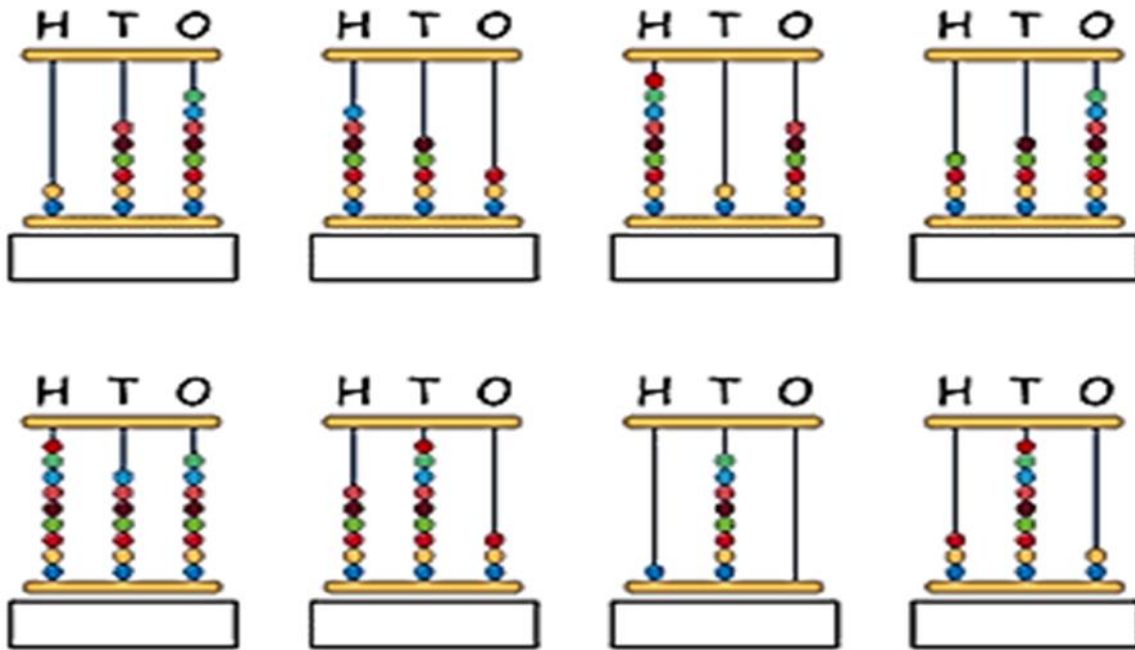
6. Read the story "Out!Out!" and write 5 naming words below.

7. Complete till page number 20 in your Cursive Writing book.


8. On an A-4 size sheet, paste picture cut-outs of 'places', 'people', 'animals' and 'things'.

# MATHEMATICS


1. Count the number of beads on the abacus and fill in the placeholders.



2. Colour the correct picture to indicate each ordinal number.



3. Look at the order below and write the ordinal number next to the correct animal.



\_\_\_\_\_



\_\_\_\_\_



\_\_\_\_\_




\_\_\_\_\_



\_\_\_\_\_




\_\_\_\_\_



\_\_\_\_\_



\_\_\_\_\_



\_\_\_\_\_



\_\_\_\_\_

4. Compare the numbers and write the correct symbol. Less than (<), Greater than (>), or equal to (=).

100 > 90	380 ○ 380
731 ○ 644	101 ○ 110
530 ○ 523	46 ○ 360
898 ○ 998	753 ○ 752
675 ○ 657	611 ○ 590

5. Match the following numerals to the correct number names.

274

Four hundred fifty

306

Eight hundred nine

128

One hundred eighty-three

765

One hundred twenty-eight

183

Three hundred six

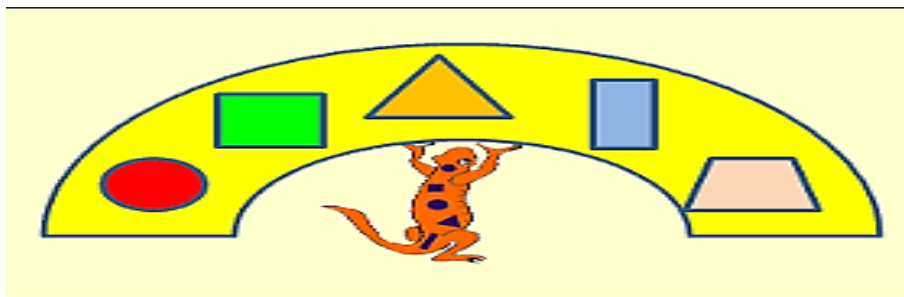
450

Two hundred seventy-four

809

Seven hundred sixty-five

### MATHS ACTIVITY



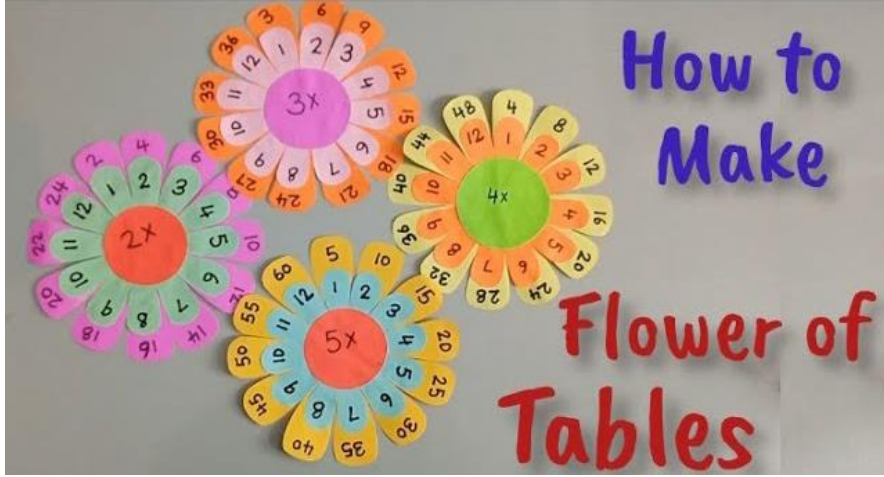
1. With the help of your parents, make an abacus of 3-digit number with its place values.

Follow the link - <https://youtu.be/PNqLY1YPog4?si=ritG76zuPPxdHQBH>



2. With the help of your parents, make flower of tables (2 to 5) and learn it.

Follow the link - <https://youtu.be/vxc9ZQ3I-YU?si=QMhSuv9UB8XB> Wgd



## हिन्दी

1. समान अर्थ वाले शब्द पर  लगाइए—

फूल	—	पत्ता	<input type="radio"/> पुष्प	कली
आलस	—	नदी	<input type="radio"/> आदमी	सुस्ती
सूरज	—	रात	<input type="radio"/> सूर्य	चाँद

2. चित्र में दर्शाए गए पशुओं के नाम पर ✓ का निशान लगाइए और वाक्य को पूरा कीजिए—

(क) ..... पेड़ के नीचे लेटा था।



खरगोश  चूहा  चूज़ा

उदाहरण: चूज़ा पेड़ के नीचे लेटा था।

(ख) ..... यह सुनकर घबरा गया।



लोमड़ी  चूहा  शेर

.....

(ग) ..... उनके पीछे भागने लगा।



खरगोश

चूहा

हाथी

.....

(घ) ..... को हँसी आ गई।



खरगोश

लोमड़ी

शेर

.....

3. उचित शब्द चुनकर कविता पूरी कीजिए और उसमें रंग भरिए—

भारत ..... बनाएँगे हम  
..... न फैलाएँगे हम  
..... नहीं चलाएँगे हम  
..... के थैले बनाएँगे हम

नित नए ..... लगाएँगे हम  
..... हरी बनाएँगे हम।  
पर्यावरण को स्वच्छ बनाकर  
अच्छे बच्चे कहलाएँगे हम।





4. मात्रा अभ्यास कीजिए-

1. क् + आ =

2. ख् +  = खो

3.  + ओ = गो

4.  + ऐ = नै

5. ग् +  = गौ

6. छ् + इ =

7. घ् + ई =

8. ह् + ऐ =

9. ज् +  = जी

10.  + ओ = बो

11.  + उ = लु

12. द् +  = दी

13. य् + आ =

14. प् + इ =

5. भाषा एवं उनकी लिपियों का उचित मिलान कीजिए।

भाषा

हिंदी

पंजाबी

उर्दू

अंग्रेजी

नेपाली

लिपि

गुरुमुखी

रोमन

देवनागरी

फ़ारसी

देवनागरी

6. चित्र के अनुरूप उचित रंगों के नाम लिखिए—



.....



.....



.....



.....



.....



.....



.....



.....




.....

भूरा      सफ़ेद      लाल      पीला      गुलाबी

नीला      बैंगनी      काला      हरा      नारंगी

7. चित्रों को पहचानिए और उचित संज्ञा शब्द भरकर वाक्य पूरा कीजिए:-

(क) ..... फलों का राजा है।



(ख) मेरा ..... बहुत बड़ा है।




(ग) मेरे देश का नाम ..... हैं।



(घ) यह एक ..... है।



(ङ) यह एक ..... का फूल है।



8. चित्र पहचान कर इसके बारे में एक-एक वाक्य लिखिए साथ ही इसमें रंग भी भरिए-



.....

.....

.....





.....

.....

9. हिन्दी वर्णमाला का एक तोरण बनाकर लाइए।

# COMPUTER

## 1. Match the following :-

(a)	Personal / Desktop Computer	(i)	
(b)	Tablet	(ii)	
(c)	Smartphone	(iii)	
(d)	Laptop	(iv)	

## 2. Label and colour the different parts of computer given below: -



3. Fill the letters at their correct places to form the words:-

C M T R  
O P U E

A L E  
T B T

E S O P  
D K T


4. Write down the name of the places where computer is used:-



\_\_\_\_\_

\_\_\_\_\_

5. Color the picture of a Robot.



-----X-----