



DELHI PUBLIC SCHOOL GAYA

(Under the aegis of the Delhi Public School Society, New Delhi)
Affiliated to C.B.S.E, New Delhi Affiliation No.330530, School Code - 65572

SUMMER VACATION ASSIGNMENT CLASS - PREPARATORY (SESSION: 2024-25)

Are you looking for some interesting fun learning assignment to make your learning session interesting and engaging? Here in this assignment, you will find some very interesting and engaging tasks that will be fun solving.

Name: _____

Class : Prep Sec.: _____

ENGLISH

Worksheet 1

Fill in the missing letters.

Missing alphabets

A	B		
	H		
		P	
			X

a	b		
		j	
			r
y			

Skill: Filling the missing letters in upper case and lower case


Worksheet 2

Fill the correct beginning sound of each picture.

a

b

c



ar

up

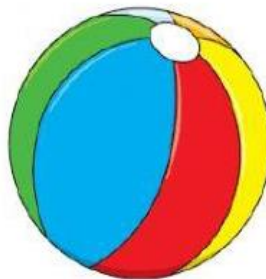
rrow



ap

ag

ook



nt

all

at

Worksheet 3

Fill in the blanks.



sun



r



p



f



b



b



c



p



c

Worksheet 4

Fill in the vowels.



ppl



gr_p_s



b_n_n_



b_rry



pl_m



_r_ng_



l_m_n



ch_rry



k_w_















p__r

Worksheet 5

Observe the pictures and circle the singular or plural word to match the picture in each box.



 Boy Boys	 House Houses	 Car Cars
 Cat Cats	 Flag Flags	 Ball Balls
 Ship Ships	 Rat Rats	 Fish Fishes
 Book Books	 Pen Pens	 Toy Toys

Worksheet 6

Use 'a' or 'an' to form a correct sentence.



Use, "a" or "an":

This is _____ umbrella.



Here is _____ igloo.



Here is _____ dog.



I have _____ orange.



This is _____ mat.



Here is _____ elephant.



Worksheet 7

Read the words in the circle and match it with the correct words.

Spot the Words

it

we we it
it it we

on

on in on
in on in

and

and run and
run and run

the

the run the
you the you

a

a it
a it it a


Worksheet 8

Read and learn.

a	am	an	and	can
do	for	go	has	have
he	here	I	in	is
it	like	look	me	my
no	play	said	see	she
so	the	to	up	we

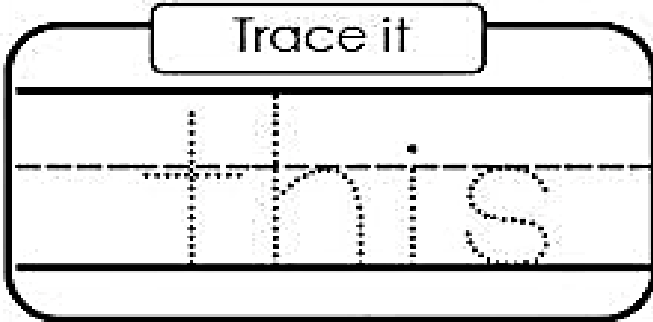
Read and learn.

Read it 3 times:

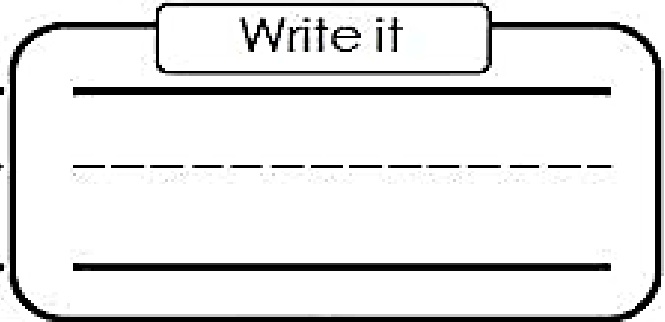


this

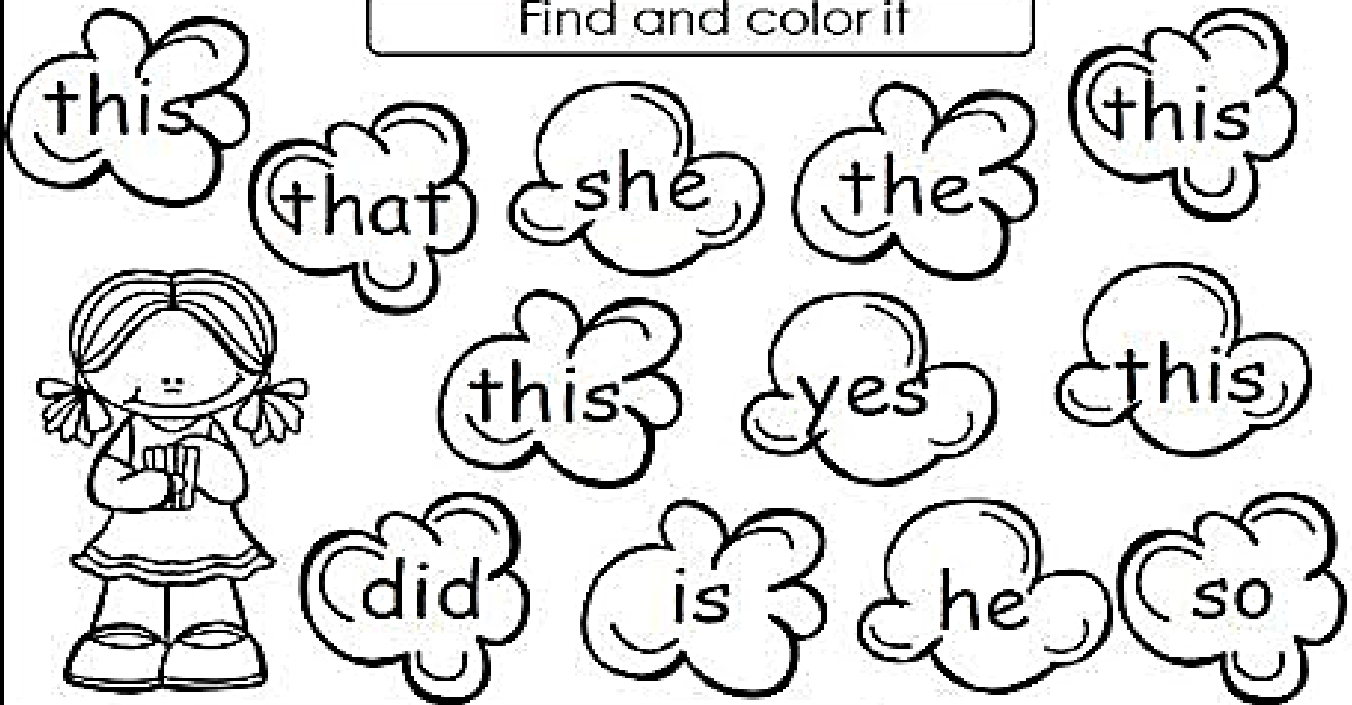
Trace it



Write it



Find and color it



Put it in a sentence.

_____ is my book.

Can you bring _____ bag?

Worksheet 10

Fill in the missing number in each group that comes before the others.

	2	3
--	---	---

	10	11
--	----	----

	6	7
--	---	---

	8	9
--	---	---

	3	4
--	---	---

	13	14
--	----	----

	16	17
--	----	----

	5	6
--	---	---

	7	8
--	---	---

	11	12
--	----	----

	4	5
--	---	---

	19	20
--	----	----

	3	4
--	---	---

	7	8
--	---	---

	2	3
--	---	---

	15	16
--	----	----

	14	15
--	----	----

	17	18
--	----	----

Worksheet 11

Read the number names and write the correct number in the box.

One

Six

Two

Seven

Three

Eight

Four

Nine


Five

Ten


Worksheet 12

Match the name of the shapes with the figures.


Triangle



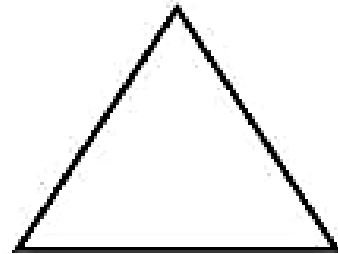
Circle



Square




Rectangle



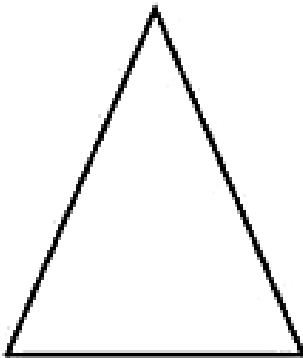
Worksheet 13

Count the sides and corners of each shape and write in the given boxes.



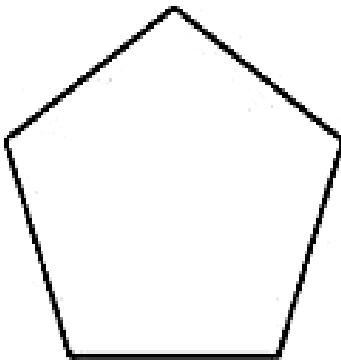
sides

corners



sides

corners



sides

corners





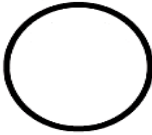









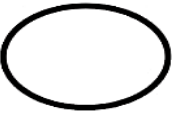
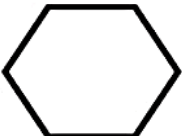
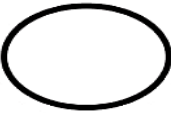
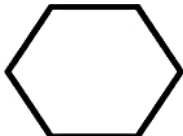
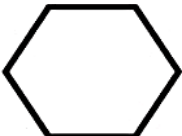
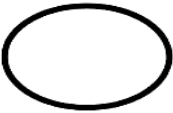












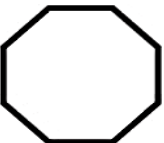

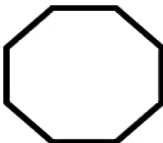


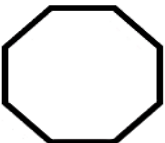
sides

corners

Worksheet 14

Circle the shape that comes next.

Pattern


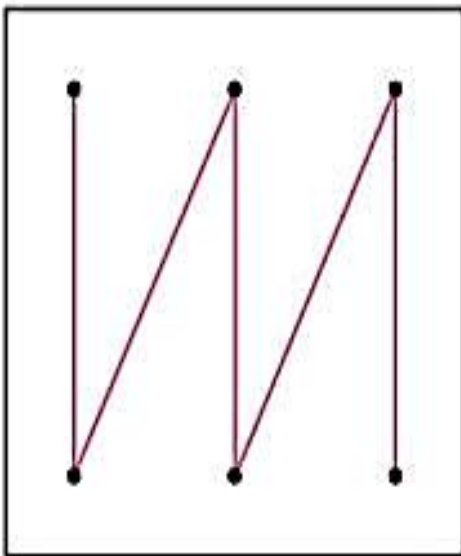

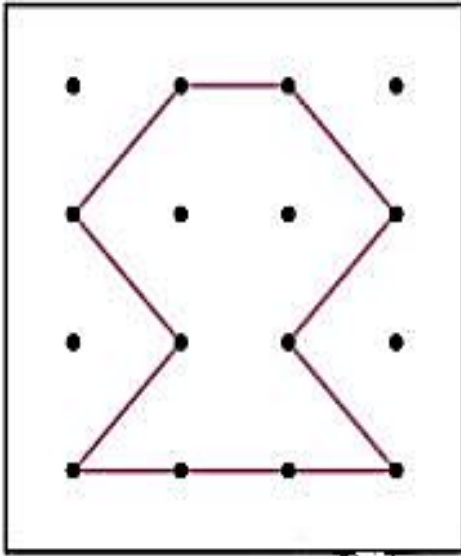
					
					
					
					
					
					

Worksheet 15

Join the dots and draw the given pattern.



REPEAT PATTERN



वर्णों का संबंधित चित्र के साथ मिलान करें।

अ

ए

स

श्च

आ

ईट

आलू

उल्लू

अनार

एलोवेरा

संबधित वर्ण पर गोला लगाएँ।



च



क म ध च थ

र



ल न म ह र

क



ख क ढ य ग

व



य स ब व म

स



च ल स र ज

त



क त न फ ट

कार्यपत्रिका-18

दिए गए स्वर वर्णों को सही क्रम में सजा कर लिखें।

इ	ओ	ऋ	अः	
अ	उ	ए		
ऊ	अं	आ		
ऐ	औ	ई		

कार्यपत्रिका-19

'र' के साथ दिए गए वर्णों को जोड़कर अमात्रिक शब्द बनाएँ।

क ह ग प ट म भ क ज त न ब व

पर टर रट मर भर

Worksheet 20

Write the name of body parts to complete the sentence.



I see with my _____.



I hear with my _____.



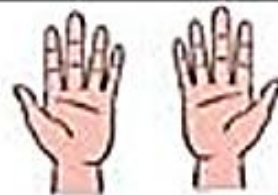
I smell with my _____.



I walk with my _____.



I work with my _____.



Grade

Worksheet 21

Fill in the blanks with the name of colour.



The sky is _____ in colour.



The crow is _____ in colour.



The leaf is _____ in colour.



The flower is _____ in colour.

Grade _____

Worksheet 22

Match the animals with their favourite food.



Worksheet 23

Name the animals that begin with each letter.



Animals

A for _____

B for _____

C for _____

D for _____

E for _____

F for _____

G for _____

H for _____

J for _____

K for _____

L for _____

M for _____

O for _____

P for _____

R for _____

S for _____

T for _____

W for _____

Y for _____

Z for _____



Skill: Names of animals



Worksheet 24

Circle the correct names of the fruits and colour the pictures.

Apple / Banana

Orange / Mango


Mango / Watermelon

Grapes / Cherries

Worksheet 25

Colour the objects that you wear or use in summer season.


It is Summer Season



Summer

Worksheet 26

Colour the picture.



Worksheet 27

(Theme Project : Summer) (Any One)

- Choose and make any of the given activities.
- The beach : Use papers, glitters, clay, bottle caps, googly eyes, colours, glue.



OR,

- Summer fruit Cap : Use A4 sheet card colourful papers, colours, ice-cream sticks, glue.



-----X-----

15.05.2024	16.05.2024	17.05.2024	18.05.2024	19.05.2024	20.05.2024
Everyday find out the thing that makes you feel happy. Count your blessings.	Worksheet 1 Cursive Candy Page No. 20 Ask your elders to tell a story.	Worksheet 10 Do Yoga everyday Maths Candy Page No. 20	Worksheet 15 सुलेख सरिता : Page No. 16 Revise the rhyme : Clap your hands	Find shapes in clouds.	Worksheet 21 Learn 'a' sound words (Open Skies Pg. No. 10). सुलेख सरिता : Page No. 17
21.05.2024	22.05.2024	23.05.2024	24.05.2024	25.05.2024	26.05.2024
Worksheet 25 Cursive Candy Page No. 21 Make your own sandwich.	Worksheet 2 Maths : Maths Candy Page No 21 Everyday keep a bowl filled with water in your balcony for birds.	Worksheet 11 Don't waste water. सुलेख सरिता : Page No. 18	Worksheet 16 Cursive Candy Page No. 22 Learn 'i' sound words (Open Skies Pg. No. 16).	Worksheet 22 Maths Candy Page No. 22 कविता अभ्यास : सूरज	Go to the places your family wanted to visit.
27.05.2024	28.05.2024	29.05.2024	30.05.2024	31.05.2024	1.06.2024
Worksheet 26 Cursive Candy Page No. 23 Practice the rhyme सुलेख सरिता : Page No. 19	Worksheet 3 Maths Candy Page No. 23 Ask your elders to tell a joke.	Worksheet 12 Cursive Candy Page No. 24 Learn 'o' sound words (Open Skies Pg. No. 19).	Worksheet 17 Maths Candy Page No. 24 Enjoy making Juice / Lemonade on World Juice Day.	Worksheet 23 सुलेख सरिता : Page No. 20 Learn 'e' sound words (Open Skies Pg. No. 10)	Worksheet 4 Maths : Maths Candy Page No. 25 Draw a picture for someone and gift them.
02.06.2024	03.06.2024	04.06.2024	05.06.2024	06.06.2024	07.06.2024
Help your elders in at least one work like laying table for dinner.	Worksheet 13 Cursive Candy Page No. 25 Get to know how your favourite food is being cooked.	Worksheet 18 सुलेख सरिता : Page No. 21 Learn the Poem : One, two, three, four, five Mash a boiled potato and ask your elders what you can do out of it.	Worksheet 27 Maths : Maths Candy Page No. 26 Plant a tree on Environment Day.	Worksheet 24 Cursive Candy Page No. 26 सुलेख सरिता : Page No. 22	Worksheet 5 Maths Candy Page No. 27 कविता अभ्यास : एक एक पेड़ लगाओ
08.06.2024	09.06.2024	10.06.2024	11.06.2024	12.06.2024	13.06.2024
Worksheet 14 Learn 'u' sound words (Open Skies Pg. No. 22). Give someone a flower. सुलेख सरिता : Page No. 23	Gaze at the stars.	Worksheet 7 Cursive Candy Page No. 27 Go to the market and learn how to exchange money.	Worksheet 19 Maths Candy Page No. 28 Don't waste electricity.	Take a help of your elder and learn to find pages of a book by page number.	Worksheet 6 Cursive Candy Page No. 28 सुलेख सरिता : Page No. 24
14.06.2024	15.06.2024	16.06.2024	17.06.2024		
Worksheet 8 Cursive Candy Page No. 29, 30 Learn how to read a clock to know time.	Worksheet 9 Maths : Maths Candy Page No. 29, 30	Enjoy Father's Day with your family.	Worksheet 20 Pack your bag for school. Keep your holiday assignment, released books, almanac and My Journal.		

READING IS AN EVERYDAY ACTIVITY.