




DELHI PUBLIC SCHOOL, GAYA

(Under the aegis of the Delhi Public School Society, New Delhi)
Affiliated to C.B.S.E., New Delhi Affiliation No.330530, School Code - 65572



WORKSHEET-1 CLASS-I

ENGLISH


1. Use paper tearing art to complete the picture :



Materials

-  Coloured paper
-  Glue

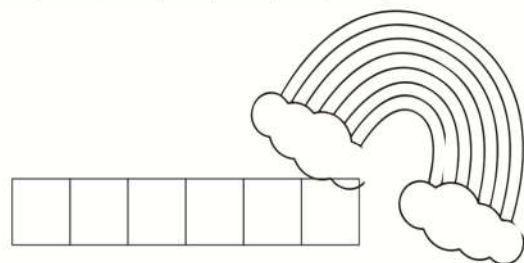

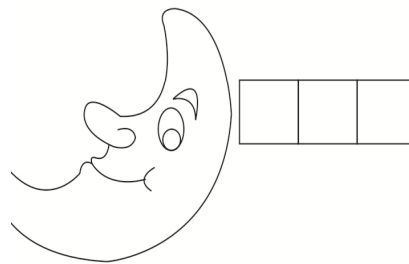

2. Use paper tearing art to complete the picture :



3. Read these rhymes and write the names of the things we see in the sky :

In the sky

- (a) I change my shape.
I look white.
You see me in the night,
With stars so bright.
- (b) I am a hot ball of fire.
I give heat and light.
I shine in the day,
To let kids go out and play
- (c) You see us at night.
We make that sky bright.
We are a pretty sight!
- (d) My seven colours are seen
After a shower of rain.
I am merry and bright,
You don't see me at night.
- (e) Puffy and fluffy.
Sometimes white,
Sometimes grey.
We bring rain.



How beautiful is the sky!
Objects shining around so high.
Just look up and try
To see what is in the sky.

Precious Water

We use water every day in our life. It is very important for us. We cannot live without water. We must never waste it.

Look at the pictures and write how we use water. The clues given below will help you.




Clues

watering plants bathing cooking washing
swimming boating playing

WEATHER

Weather Words

Look at the pictures and write the correct weather words. The clues will help you.



Clues:

sunny stormy rainy cloudy windy snowy cold

हिन्दी

1. चित्र पहचान कर नाम लिखिए -






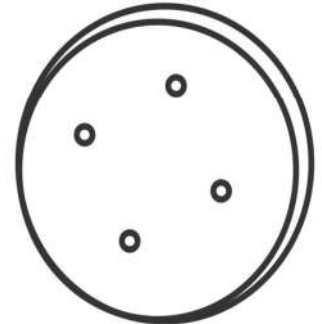












2. यह है मेरा परिवार



मेरा नाम.....लपे |

मैं एकलपे |

मेरी माँ का नामलपे |

मेरे पिताजी का नामलपे |

मेरे भाई/बहन का नामलपे |

3. वर्ग पहेली में परिवार के सदस्यों के नामों को घेरा लगाइए।

उ	दा	दा	भा
ह	ब	चा	ई
मा	ह	चा	ल
मा	न	ना	ना

अपनी माँ का एक चित्र चिपकाइए।

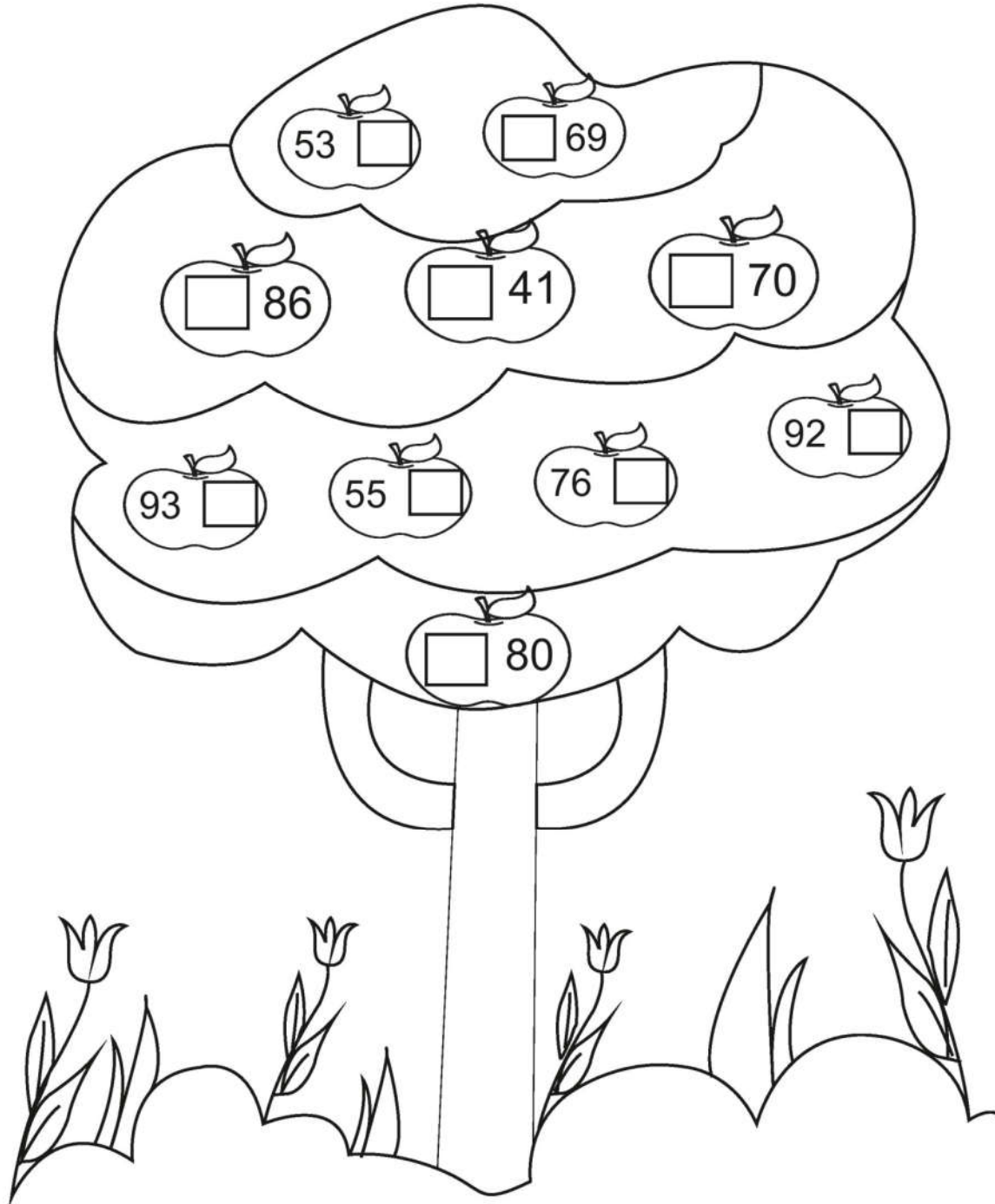


MATHEMATICS

1. Write backward counting from 100 to 1 and colour the owl :



2. Fill in the boxes with appropriate before or after number given in apples and colour the apples “red” that have before number as answer and the apples “green” that have after number as answer :



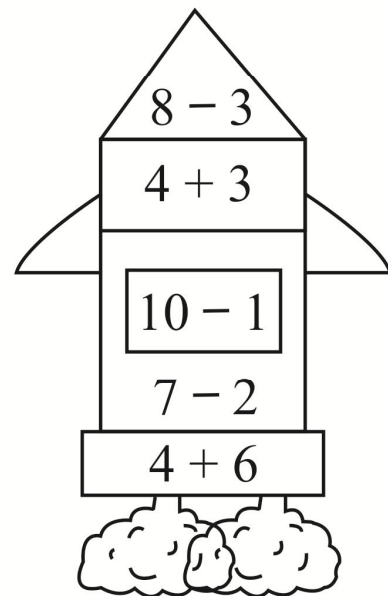
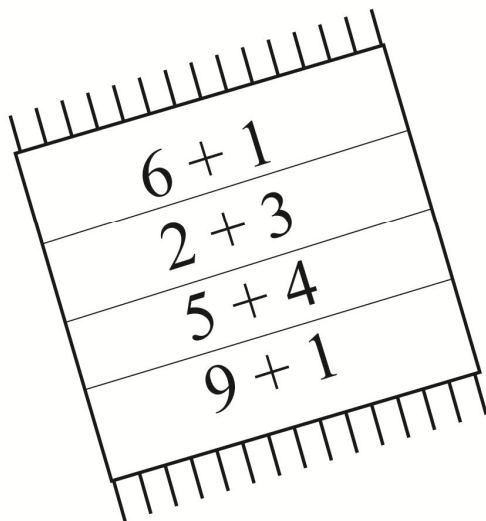
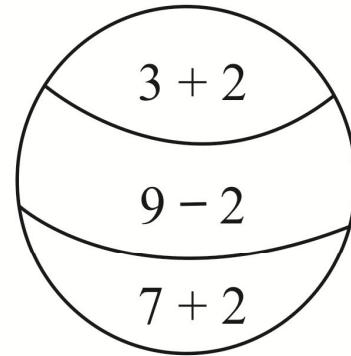

3. Use these colour codes and colour the objects.

(a) $5 = \text{red}$

(b) $7 = \text{blue}$

(c) $9 = \text{green}$

(d) $10 = \text{yellow}$



-----X-----