


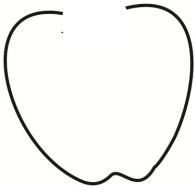






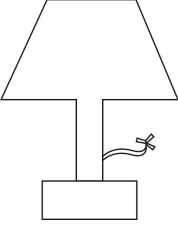
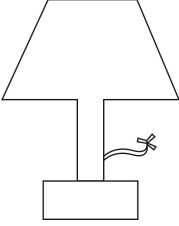
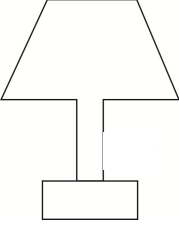
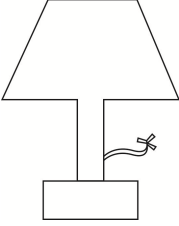






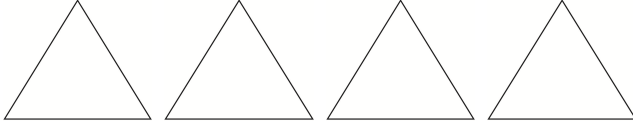
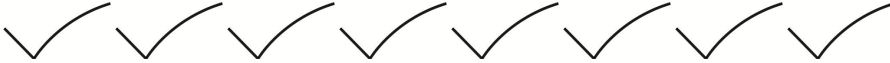


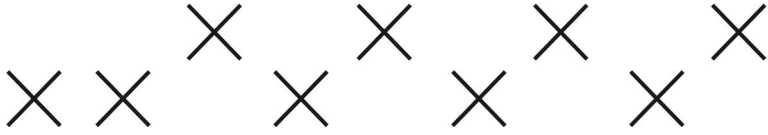


DELHI PUBLIC SCHOOL GAYA

ASSIGNMENT-2, SESSION 2018-19

CLASS – PRE-NURSERY

1.	Arrange the letters in correct alphabetical order :									
●	L	T	I	–	<input type="text"/>	<input type="text"/>	<input type="text"/>	<input type="text"/>	<input type="text"/>	<input type="text"/>
●	F	E	H	–	<input type="text"/>	<input type="text"/>	<input type="text"/>	<input type="text"/>	<input type="text"/>	<input type="text"/>
●	Z	N	M	–	<input type="text"/>	<input type="text"/>	<input type="text"/>	<input type="text"/>	<input type="text"/>	<input type="text"/>
●	X	V	W	–	<input type="text"/>	<input type="text"/>	<input type="text"/>	<input type="text"/>	<input type="text"/>	<input type="text"/>
●	A	Y	K	–	<input type="text"/>	<input type="text"/>	<input type="text"/>	<input type="text"/>	<input type="text"/>	<input type="text"/>
●	C	G	D	–	<input type="text"/>	<input type="text"/>	<input type="text"/>	<input type="text"/>	<input type="text"/>	<input type="text"/>
●	P	B	R	–	<input type="text"/>	<input type="text"/>	<input type="text"/>	<input type="text"/>	<input type="text"/>	<input type="text"/>
●	O	Q	S	–	<input type="text"/>	<input type="text"/>	<input type="text"/>	<input type="text"/>	<input type="text"/>	<input type="text"/>
2.	Look at the pictures below and colour the first, second and last chicks from the left:									

3.	Spot the difference – Something is missing from one picture in each row. Draw a square around the picture that is different. Colour the other pictures :				
(a)					
(b)					
(c)					
(d)					
4.	Count and write :				
(a)					<input type="text"/>
(b)					<input type="text"/>
(c)					<input type="text"/>
(d)					<input type="text"/>

(e)		<input data-bbox="1337 136 1506 226" type="text"/>
(f)		<input data-bbox="1337 271 1506 360" type="text"/>
(g)		<input data-bbox="1342 472 1511 562" type="text"/>

5. Paste the wrappers of your candies to make your own butterflies and flowers :

